

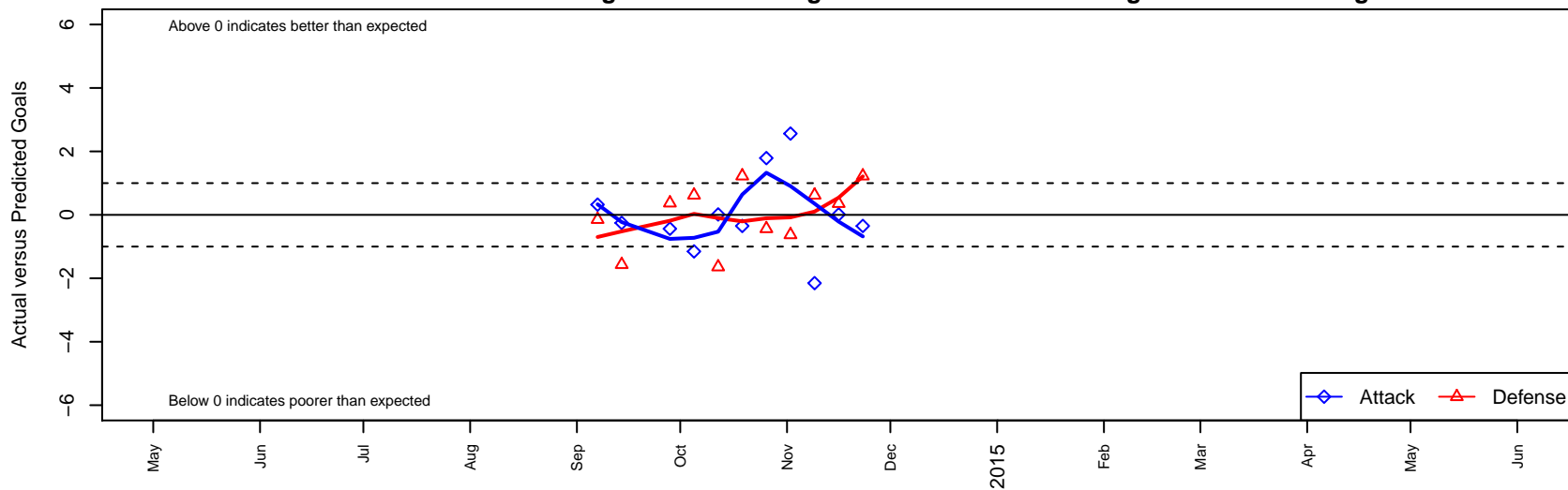
Highline SC Firecrackers G99

Highline Select
Burien, WA
G99 total strength=977
attack=2.31 defense=1.48
fall league = DIII G15D1

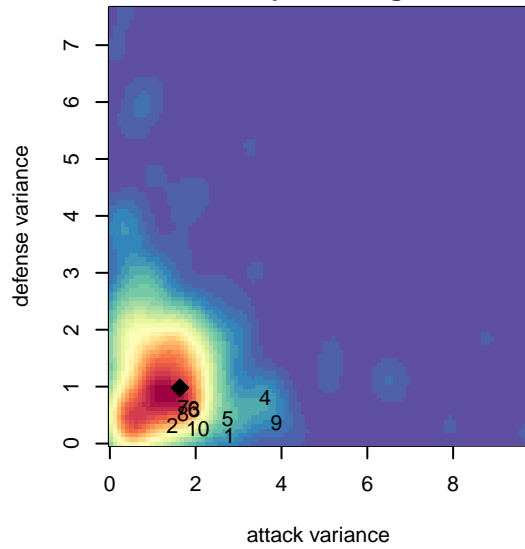
alt names used:
HSC Firecrackers

Venues played:
2014 DIII G15D1

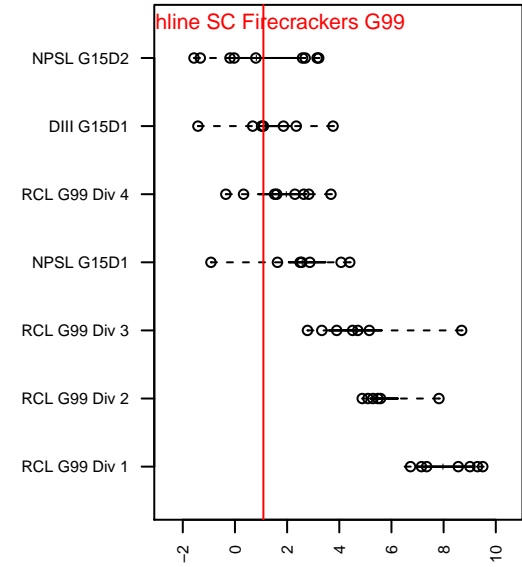
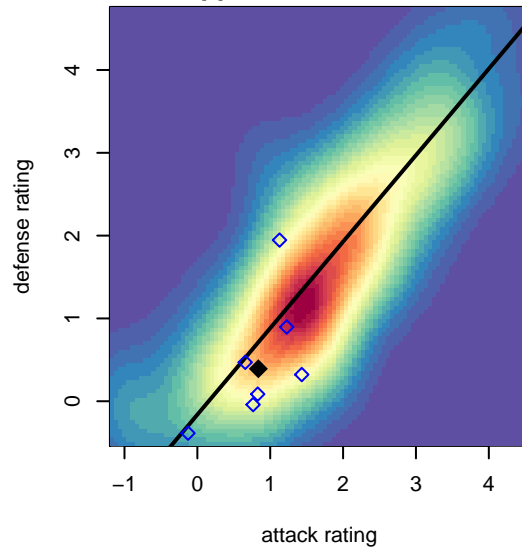
Highline SC Firecrackers G99
Dots are actual minus expected GF (blue circles) and GA (red triangles).
Blue line is smoothed change in attack strength. Red is smoothed change in defense strength.



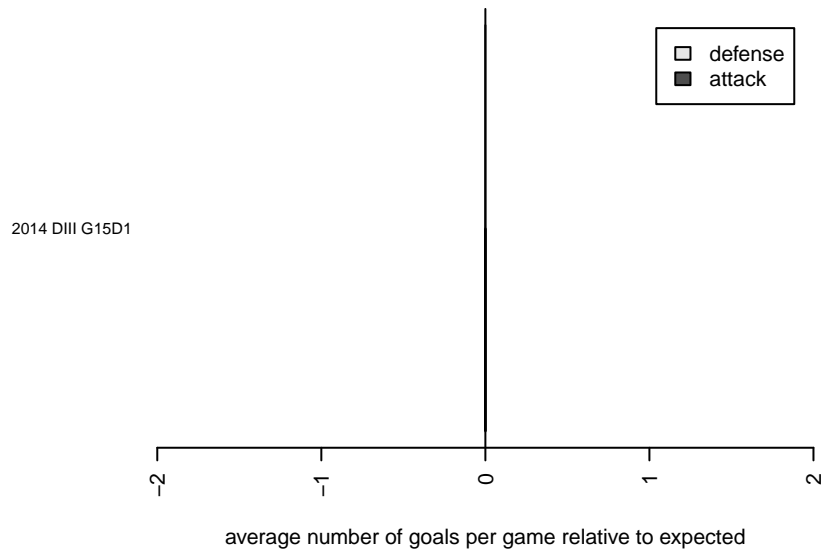
**attack and defense variance (black dot)
relative to other teams
and top 10 in region**



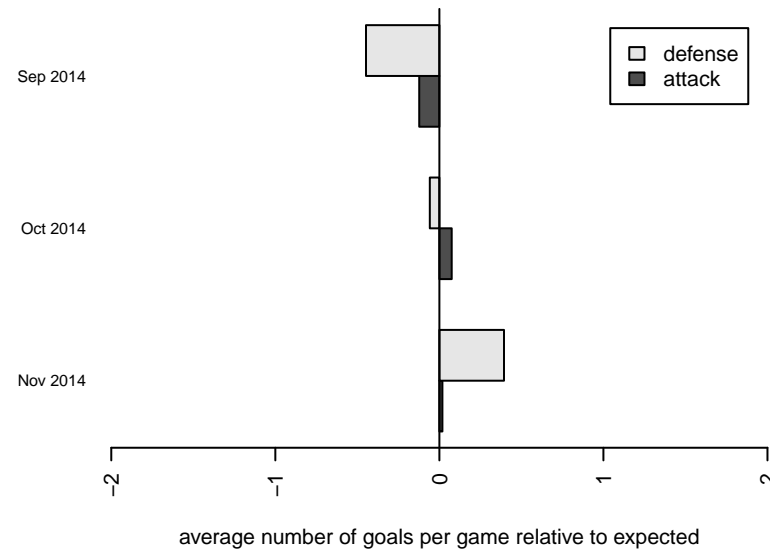
**attack and defense rating
relative to others at age
and all opponents in last 13 months**



Performance relative to 13 month average



Performance relative to 13 month average



date	home		away		venue	pred.home	pred.away
2014-11-23	Highline SC Firecrackers G99	0	UPSC Rapids G99	1	2014 DIII G15D1	0.35	2.22
2014-11-16	FWFC Strikers G99	2	Highline SC Firecrackers G99	1	2014 DIII G15D1	2.36	0.99
2014-11-09	Sharpshooters G99	1	Highline SC Firecrackers G99	0	2014 DIII G15D1	1.62	2.15
2014-11-02	Highline SC Firecrackers G99	4	PSU Dolphins G99	2	2014 DIII G15D1	1.44	1.37
2014-10-26	SK United G99	1	Highline SC Firecrackers G99	5	2014 DIII G15D1	0.56	3.21
2014-10-19	UPSC Rapids G99	1	Highline SC Firecrackers G99	0	2014 DIII G15D1	2.22	0.35
2014-10-12	Highline SC Firecrackers G99	1	FWFC Strikers G99	4	2014 DIII G15D1	0.99	2.36
2014-10-05	Highline SC Firecrackers G99	1	Sharpshooters G99	1	2014 DIII G15D1	2.15	1.62
2014-09-28	PSU Dolphins G99	1	Highline SC Firecrackers G99	1	2014 DIII G15D1	1.37	1.44
2014-09-14	Highline SC Firecrackers G99	2	Stingrays G99	3	2014 DIII G15D1	2.25	1.43
2014-09-07	FME Renegades G99	3	Highline SC Firecrackers G99	2	2014 DIII G15D1	2.85	1.68